

CLUB  2026



ski-doo

LYNX

WHAT'S NEW 2026

ski-doo[®]

AT SKI-DOO, OUR CUSTOMERS FUEL OUR PASSION



SKI-DOO : WHAT'S NEW

IT'S EXPEDITION TIME!

THE BEST BANG FOR YOUR BUCK

THE UNDISPUTED MOUNTAIN SLEDS OF CHOICE

CONNECTIVITY IMPROVEMENTS

RAS RX CONTINUES TO TAKE OVER

IT'S EXPEDITION TIME!



ALL NEW REV Gen5 PLATFORM WITH PROVEN BENEFITS



1 Athletic styling

- High-tech modern look
- Sturdy wind protection



2 Brilliant LED headlights

- More than 4800 lumens*
- Close to 3x brighter**




On premium version,
Standard version: 4128 lumens

** vs REV Gen4
(1,750 lumens)

3 4th engine mount (2-strokes)

- Reduces vibration
- Better CVT alignment
- Further improves belt life




4 Connectivity

- Optional 10.25 in touchscreen display *(SE pkg only)*
- REV Gen5 handlebar controls



AND BRAND NEW ONES!



5 uMotion rear suspension

- Totally re-engineered




6 Front suspension

- Revised spindle geometry



7 Crosscut 20" tracks

- Studded and non-studded

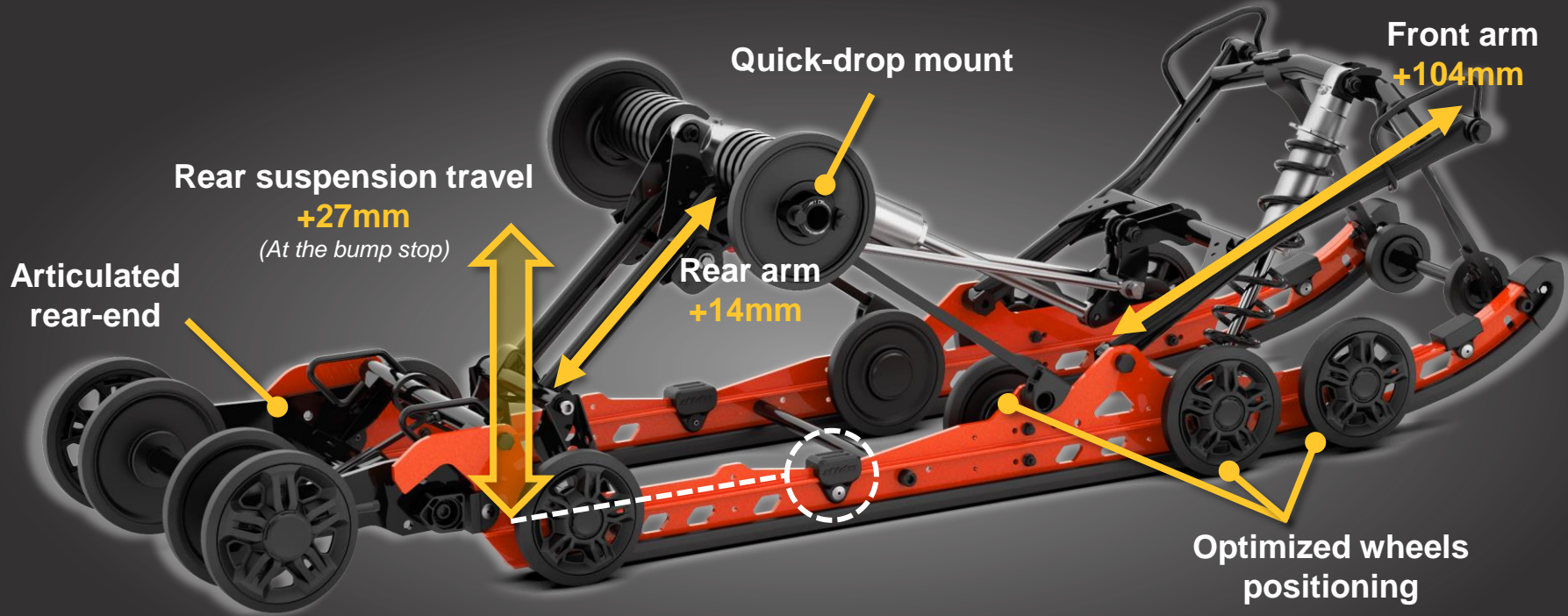


8 Cargo box

- Ultra-adaptable design



COMPLETELY NEW uMOTION REAR SUSPENSION



RE-ENGINEERED FROM THE GROUND-UP

MORE COMFORTABLE, YET A LOT MORE CAPABLE

Benefit of the additional suspension stroke

Rear suspension travel

+27 mm

Gain with a non-loaded Expedition vs SC-5U

- Adds comfort in small bumps for solo riding

Huge Gain with a fully-loaded Expedition vs SC-5U

- Adds **significant comfort** for 2-up riding and/or with a loaded rear-end
- **NEW industry-leading 61 kg** payload capacity (+4.5 kg)
- Minimize bottoming out in bumpy trail conditions

PERFORMANCES THAT MATCH ALL THE POWER

OFF-TRAIL BENEFIT




Same front
arm angle at
ride height

As SC-5U

Critical for
transfer for off-
trail performance

ON-TRAIL BENEFIT



+104mm longer
front arm

Vs SC-5U


20% better transfer
control on trail

*(20% less angle variation for a given
suspension stroke)*

STRIKES THE PERFECT BALANCE BETWEEN
OFF-TRAIL LIFT AND ON-TRAIL CONTROL

PERFORMANCES THAT MATCH ALL THE POWER

OFF-TRAIL BENEFIT



Same front
arm angle at
ride height

As SC-5U

Critical for
transfer for off-
trail performance

ON-TRAIL BENEFIT



**+104mm longer
front arm**

Vs SC-5U


**20% better transfer
control on trail**

*(20% less angle variation for a given
suspension stroke)*

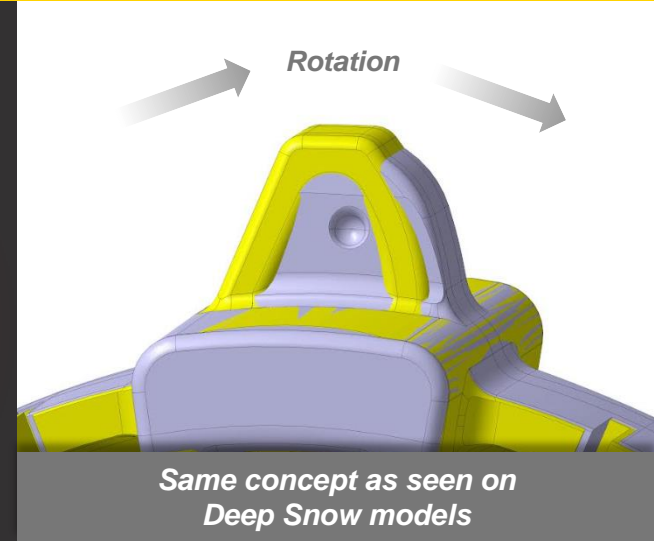
**STRIKES THE PERFECT BALANCE BETWEEN
OFF-TRAIL LIFT AND ON-TRAIL CONTROL**

PERFORMANCES THAT MATCH ALL THE POWER

NEW uMOTION geometry maintains ideal track tension across all suspension movements



NEW optimized drive sprocket with more aggressive tooth design

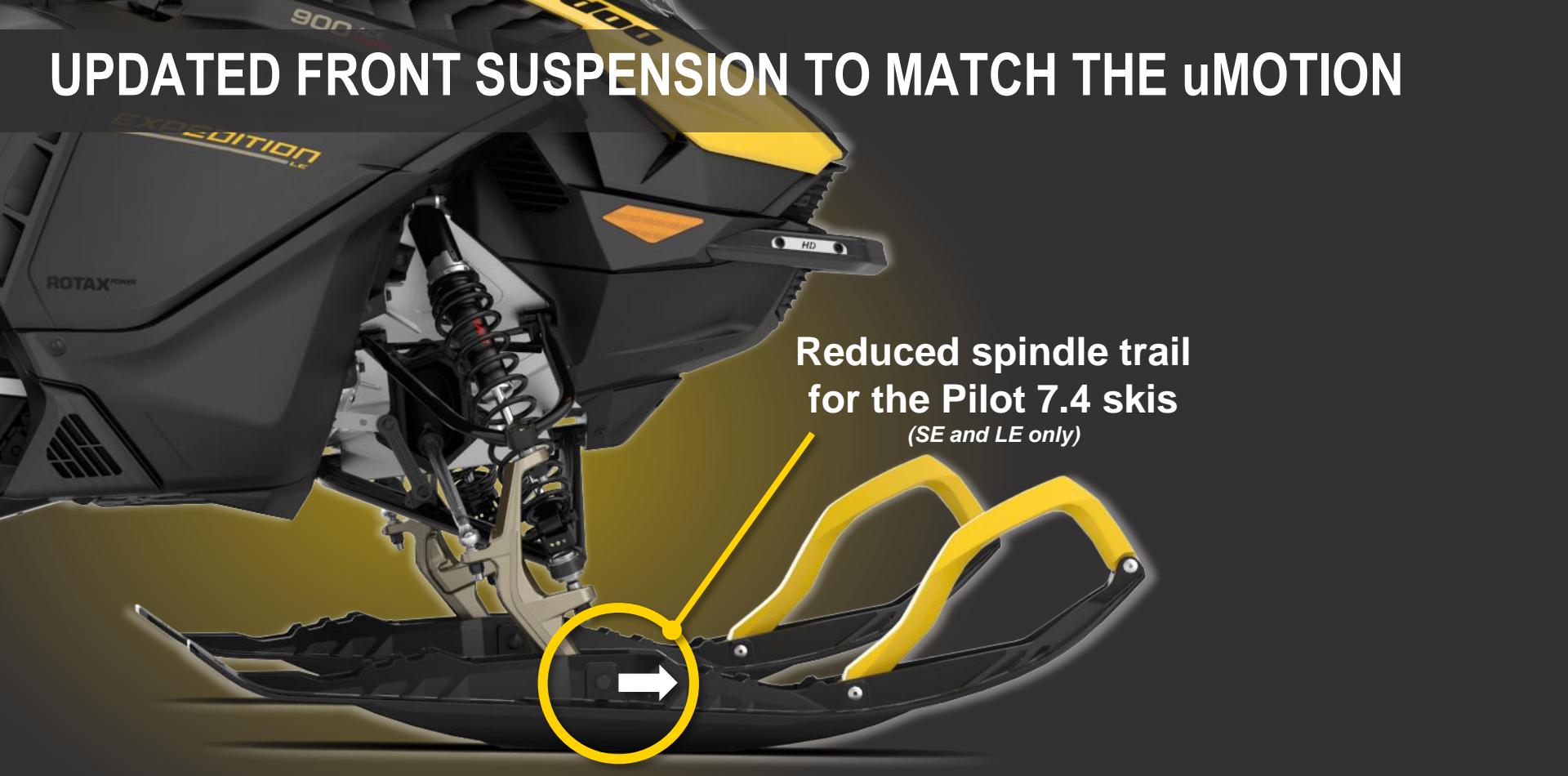


■ NEW

■ PREVIOUS

HELPS TO ELIMINATE TRACK RATCHETING UNDER HIGH-LOAD CIRCUMSTANCES

UPDATED FRONT SUSPENSION TO MATCH THE uMOTION



Reduced spindle trail
for the Pilot 7.4 skis
(SE and LE only)

MINIMIZES THE STEERING EFFORT, ESPECIALLY IN DEEP SNOW AT SLOWER SPEED

NEW 20 in. CROSSCUT TRACKS

1.5 in. (38mm) **Studded** (*Ice Crosscut, SE opt.*)
and **non-studded** (*Crosscut, LE*)

NEW External lugs on each rod of the track for better pressure distribution on slides and improved traction

NEW quiet rolling bands design for reduced noise and vibrations

THE NEW TRACK DESIGN COMBINED WITH UMOTION IDLER WHEELS POSITIONING
REDUCES OPERATING TEMPERATURE AND WEAR OF HYFAX SLIDES

NEW ULTRA-ADAPTABLE UTILITY CARGO BOX

Highly durable
fully-injected

Snow and water-
resistant sealing

Flatter bottom with
attachment points

Easily lockable

Can be opened and
separated* in 2 sections

**with homemade separator
(template available)*

**STANDARD ON THE EXPEDITION SE
AND ALSO OFFERED AS AN ACCESSORY**

LINQ UTILITY PREMIUM CARGO BOX – 135L

OTHER MAIN FEATURES

- 4 LinQ anchors can be added on top of the lid to install 16" LinQ accessories or additional storage.
- Integrated axe holder on one side.
- Top lid can be moved to the bottom section for making a smaller box, **like the LinQ Low Profile Cargo Box - 60 L**



LinQ Low Profile Cargo Box - 60L



A CONVENIENT WORKDAY



What's New



SR50 Utility Box

LinQ Utility Bag – 50L

- ❖ QUICK , EASY AND SECURE LINQ SYSTEM INSTALLATION
- ❖ ROLL TOP BAG
- ❖ 16 in. LINQ ATTACHMENT POINTS

MAIN FEATURES

- Fully waterproof, semi-rigid, roll-top design bag secures gear tightly.
- Can be installed on the tunnel, on the Multi-LinQ plate or on top of some cargo boxes.
- Quick release straps to easily access storage underneath.



THE 2026 EXPEDITION WIDE TRACK LINEUP

SE



Wide track off-trail capability and on-trail comfort with remarkable touch of luxury

LE



Super versatile Sport-Utility available in 20- and 24-in. wide track options

XTREME



High-performance wide track crossover with unmatched off-trail capabilities

SKI-DOO : WHAT'S NEW

IT'S EXPEDITION TIME!

THE BEST BANG FOR YOUR BUCK

THE UNDISPUTED MOUNTAIN SLEDS OF CHOICE

CONNECTIVITY IMPROVEMENTS

RAS RX CONTINUES TO TAKE OVER

SPORT AND NEO PACKAGES: LIGHT-YEARS AHEAD OF THE COMPETITION

**Latest and greatest
crossover rear
suspensions**

*Backcountry Sport: cMotion X
Expedition Sport: uMotion*

**2x LED headlight
New striking design specific
to Sport and Neo**



**Modern REV Gen5
trail & crossover
bodywork**

**Rotax engines with
modern ACE 4-stroke and
EFI 2-stroke technologies**

600 EFI - EVEN MORE REFINED IN THE REV GEN5

4th ENGINE MOUNT

- Reduced vibrations


ELECTRONIC OIL PUMP

- More precise injection resulting in reduced oil consumption

REVISED EXHAUST PIPE

(on Neo 55HP version)

- Sound quality significantly improved and more refined



IN 2026, MOST SPORT PACKAGES AND ALL NEOs WILL BE ON REV GEN5

TRAIL



MXZ Sport
600 EFI



Renegade Sport
600 ACE



Grand Touring Sport
600 ACE

CROSSOVER



Backcountry Sport
600 EFI



Expedition Sport
600 ACE (APAC only) / 900 ACE

CLUB  2026

MID-SIZED



MXZ Neo+
600 EFI (55)



Summit Neo
600 EFI (55)



Summit Neo+
600 EFI

SKI-DOO : WHAT'S NEW

IT'S EXPEDITION TIME!

THE BEST BANG FOR YOUR BUCK

THE UNDISPUTED MOUNTAIN SLEDS OF CHOICE

CONNECTIVITY IMPROVEMENTS

RAS RX CONTINUES TO TAKE OVER


THE MOST COMPLETE DEEP SNOW LINEUP CONTINUES ITS SPRING-OONLY PACKAGE SPECIALIZATION

	NEW SUMMIT X	SUMMIT X w/ EXPERT PKG	FREERIDE
Specialization	Light, agile and nimble with high degree of playfulness	Precise sidehill weapon for the most technical terrains	Extreme capacity model built for a "Just send it" mindset
Riding characteristics	Effortless throughout the day	Predictable in technical manoeuvres	Stable & capable at high-speed
MY26 NEWS	LIGHTWEIGHT FOCUSED, LOSING UP TO 6.4 KG!	NARROWER AND MORE PRECISE THAN EVER!	THE ULTIMATE FREESTYLE RIDING REFERENCE!



THE MOST COMPLETE DEEP SNOW LINEUP CONTINUES ITS SPRING-OONLY PACKAGE SPECIALIZATION

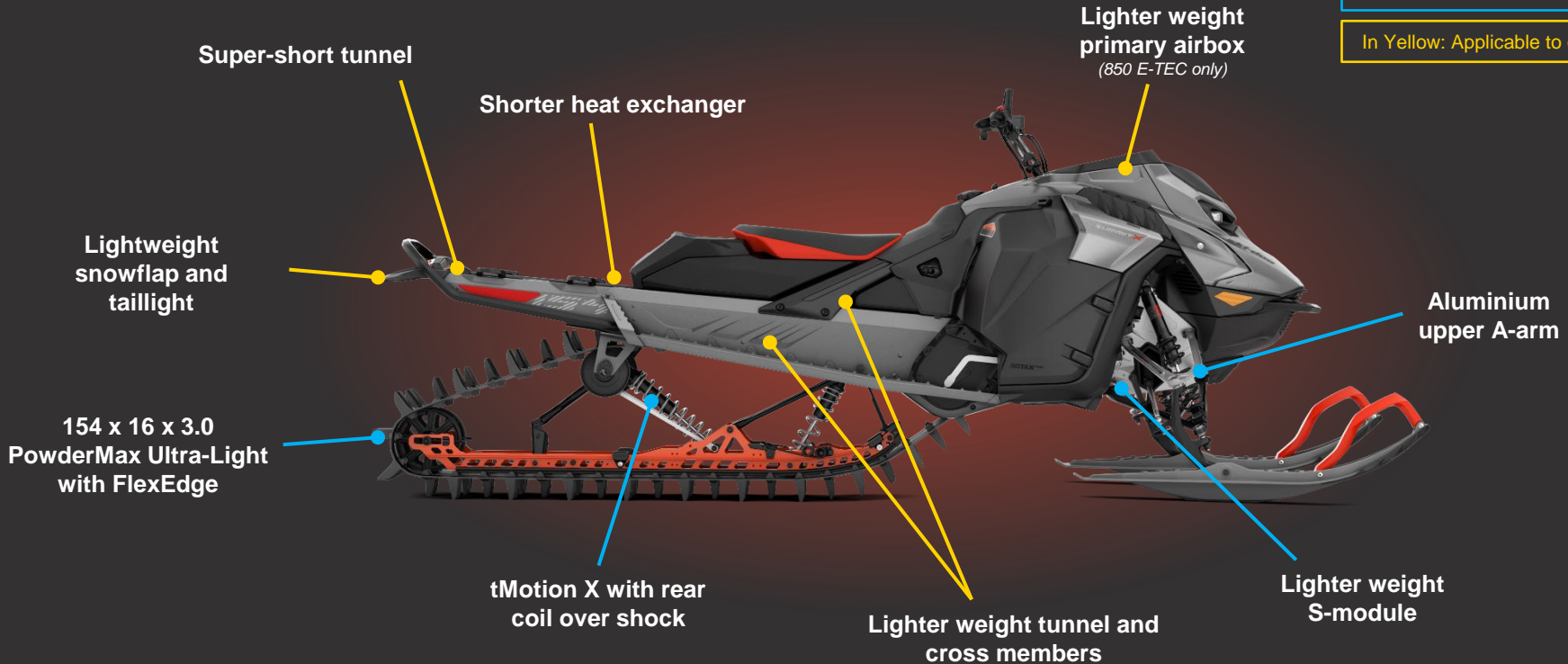
	NEW SUMMIT X	SUMMIT X w/ EXPERT PKG	FREERIDE
Specialization	Light, agile and nimble with high degree of playfulness	Precise sidehill weapon for the most technical terrains	Extreme capacity model built for a "Just send it" mindset
Riding characteristics	Effortless throughout the day	Predictable in technical manoeuvres	Stable & capable at high-speed
MY26 NEWS	LIGHTWEIGHT FOCUSED, LOSING UP TO 6.4 KG!	NARROWER AND MORE PRECISE THAN EVER!	THE ULTIMATE FREESTYLE RIDING REFERENCE!



5.4 KG POUNDS LIGHTER (6.4 WET*), THE SUMMIT X IS GOING THROUGH A COMPLETE DIET!

In Blue: Exclusive to the X package

In Yellow: Applicable to other models



*On Summit X 154 with 850 E-TEC

**EVERY SYSTEM EXAMINED TO SHAVE WEIGHT
WITH ZERO TOLERANCE FOR DURABILITY LOSS**

X PACKAGE-EXCLUSIVE LIGHTWEIGHT FEATURES

TMOTION X WITH REAR COIL-OVER SHOCK

LIGHT

DYNAMIC

PLAYFUL



X PACKAGE-EXCLUSIVE LIGHTWEIGHT FEATURES

TMOTION X WITH REAR COIL-OVER SHOCK

LIGHT

DYNAMIC

PLAYFUL



TMOTION X COIL OVER IS THE LIGHTEST OEM DEEP SNOW
REAR SUSPENSION CONFIGURATION IN THE MARKET WITH THE MOST TRAVEL

X PACKAGE-EXCLUSIVE LIGHTWEIGHT FEATURES

TMOTION X WITH REAR COIL OVER SHOCK

LIGHT

DYNAMIC

PLAYFUL

GEOMETRY
AND CALIBRATION



TMOTION X COIL OVER IS PRECISELY TUNED
FOR A QUICKER REACTION TIME AND MORE DYNAMIC FEEL

X PACKAGE-EXCLUSIVE LIGHTWEIGHT FEATURES

TMOTION X WITH REAR COIL-OVER SHOCK

LIGHT


+

DYNAMIC

=

PLAYFUL

POP-OUT



TMOTION X COIL OVER REINFORCES THE PLAYFUL CHARACTER OF THE SUMMIT X
ALLOWING IT TO POP-OUT HIGHER WHEN HITTING NATURAL FEATURES

X PACKAGE-EXCLUSIVE LIGHTWEIGHT FEATURES

FORGED ALUMINUM A-ARMS



LIGHT

0.2 KG OF WEIGHT SAVING

DURABLE

6061-T6 HIGH-STRENGTH ALUMINUM GRADE

PREMIUM

BUILT WITH SKI-DOO'S RENOWNED HIGH-QUALITY FIT AND FINISH

X PACKAGE-EXCLUSIVE LIGHTWEIGHT FEATURES

3.0 IN (76 MM) POWDERMAX ULTRA-LIGHT TRACK WITH FLEXEDGE WITH OPTIMIZED LUG PATTERN



LIGHT

0.9 KG OF WEIGHT SAVING

NO COMPROMISE

SAME TRACTION, SAME FLOATATION

EXCLUSIVE

ONLY AVAILABLE IN 154 LENGTH

OTHER MAIN LIGHTWEIGHT COMPONENTS BENEFITING THE SPRING-EXCLUSIVE LINEUP

FRAME AND HEAT EXCHANGER

From 1.8 to 1.6 mm tunnel and cross members

Super short tunnel

-45 mm ⁽¹⁵⁴⁾ / -61 mm ⁽¹⁶⁵⁾



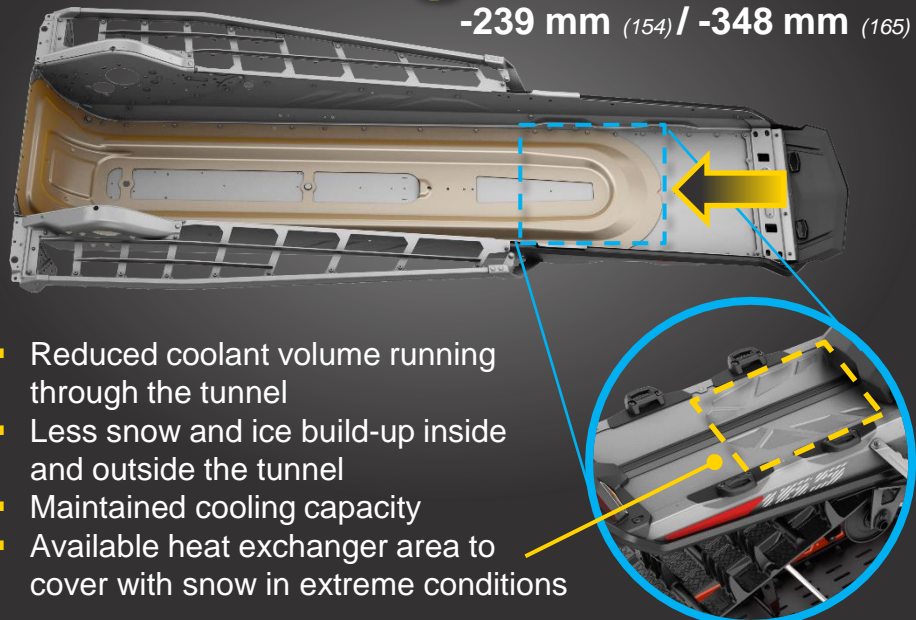
Lightweight snowflap and taillight

-2.3 kg

-0.9 kg

Short heat exchanger



-239 mm ⁽¹⁵⁴⁾ / -348 mm ⁽¹⁶⁵⁾



- Reduced coolant volume running through the tunnel
- Less snow and ice build-up inside and outside the tunnel
- Maintained cooling capacity
- Available heat exchanger area to cover with snow in extreme conditions

THE MOST COMPLETE DEEP SNOW LINEUP CONTINUES ITS SPRING-OONLY PACKAGE SPECIALIZATION

	<i>NEW</i> SUMMIT X	SUMMIT X w/ EXPERT PKG	FREERIDE
Specialization	Light, agile and nimble with high degree of playfulness	Precise sidehill weapon for the most technical terrains	Extreme capacity model built for a "Just send it" mindset
Riding characteristics	Effortless throughout the day	Predictable in technical manoeuvres	Stable & capable at high-speed
MY26 NEWS	LIGHTWEIGHT FOCUSED, LOSING UP TO 6.4 KG!	NARROWER AND MORE PRECISE THAN EVER!	THE ULTIMATE FREESTYLE RIDING REFERENCE!



SUMMIT X WITH EXPERT PACKAGE PUSHES BOUNDARIES EVEN FURTHER



NEW NARROW
32-IN SKI STANCE




NEW TWIN LINK
STEERING SYSTEM

THE NEW KEY TO UNLOCKS THE MOST CHALLENGING TECHNICAL TERRAINS

THE 32-IN SKI STANCE AND TWIN LINK ARE DESIGNED FOR TECHNICAL RIDING AND STEEP SIDEHILLING

MORE PRECISE AND PREDICTABLE SIDEHILLS

- Twin Link helps in holding a precise line
 - Custom ball stud gives a truly connected feel with the sled
 - 30% more outside ski angle allows to cut the steepest lines
 - 52% less bump steer increases predictability when crossing old tracks or when riding in the trail



ATTACK THE MOST TECHNICAL CHALLENGING TECHNICAL TERRAIN WITH UNMATCHED PRECISION AND UNSHAKABLE CONFIDENCE



THE 32-IN SKI STANCE AND TWIN LINK ARE DESIGNED FOR TECHNICAL RIDING AND STEEP SIDEHILLING

MORE PRECISE AND PREDICTABLE SIDEHILLS

- Twin Link helps in holding a precise line
 - Custom ball stud gives a truly connected feel with the sled
 - 30% more outside ski angle allows to cut the steepest lines
 - 52% less bump steer increases predictability when crossing old tracks or when riding in the trail

MORE TRACTION SURFACE

- 32 in stance requires less lean angle to reach the sled balance point on edge
- The steeper the sidehill the bigger difference it makes
 - From +8% traction surface on a 25° slope up to +13% on 45° slope*



**Calculation based on static vehicle balance position*

ATTACK THE MOST TECHNICAL CHALLENGING TECHNICAL TERRAIN WITH UNMATCHED PRECISION AND UNSHAKABLE CONFIDENCE



THE 32-IN SKI STANCE AND TWIN LINK ARE DESIGNED FOR TECHNICAL RIDING AND STEEP SIDEHILLING

MORE PRECISE AND PREDICTABLE SIDEHILLS

- Twin Link helps in holding a precise line
 - Custom ball stud gives a truly connected feel with the sled
 - 30% more outside ski angle allows to cut the steepest lines
 - 52% less bump steer increases predictability when crossing old tracks or when riding in the trail

MORE TRACTION SURFACE

- 32 in stance requires less lean angle to reach the sled balance point on edge
- The steeper the sidehill the bigger difference it makes
 - From +8% traction surface on a 25° slope up to +13% on 45° slope*

MORE NEUTRAL IN TECHNICAL ZONES


- Less leaning angle also means less wrong foot forward required
 - Less energy loss
 - Quicker rider reaction time
 - Challenge yourself with longer and more technical lines



ATTACK THE MOST TECHNICAL CHALLENGING TECHNICAL TERRAIN WITH UNMATCHED PRECISION AND UNSHAKABLE CONFIDENCE

THE MOST COMPLETE DEEP SNOW LINEUP CONTINUES ITS SPRING-OONLY PACKAGE SPECIALIZATION

	NEW SUMMIT X	SUMMIT X w/ EXPERT PKG	FREERIDE
Specialization	Light, agile and nimble with high degree of playfulness	Precise sidehill weapon for the most technical terrains	Extreme capacity model built for a "Just send it" mindset
Riding characteristics	Effortless throughout the day	Predictable in technical manoeuvres	Stable & capable at high-speed
MY26 NEWS	LIGHTWEIGHT FOCUSED, LOSING UP TO 6.4 KG!	NARROWER AND MORE PRECISE THAN EVER!	THE ULTIMATE FREESTYLE RIDING REFERENCE!



FREERIDE 2026

In Blue: NEW in MY26

In Yellow: From MY24 revamp

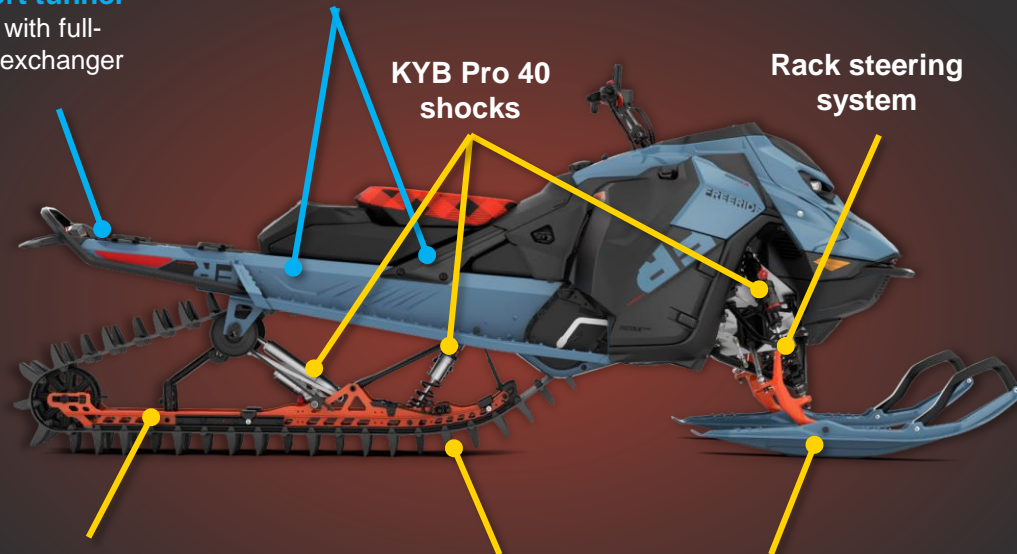


Super-short tunnel
(154-165) with full-
length heat-exchanger

Lighter weight tunnel
and cross members

KYB Pro 40
shocks

Rack steering
system



Rigid tMotion XT with
reinforced rail

15-in wide track
full-rod

Pilot DS 4 skis
with 36-in stance

THE ULTIMATE FREESTYLE RIDING REFERENCE!

RECAP – LIGHTWEIGHT COMPONENTS BENEFITING THE SPRING-EXCLUSIVE DEEP SNOW LINEUP

WHO GETS WHAT



SUMMIT X

SUMMIT X W/
EXPERT PACKAGE

FREERIDE

LIGHTWEIGHT FRAME



SUPER-SHORT TUNNEL



154 only

SHORT HEAT EXCHANGER



COIL OVER REAR SHOCK



ALUMINUM A-ARMS



WEIGHT LOSS

Incl. fluids

up to
6.4 kg

up to
3.6 kg

up to
2.7 kg

CONQUER THE DEEP SNOW

LinQ Deep Snow Expandable Bag -20 L

WHAT HAS BEEN IMPROVED?

- One-piece design keeps lid in place and prevents snow buildup under shovel.
- Features a shovel and saw pocket on top for quick access
- Redesigned strap system for quick adjustment and better durability

Quick, easy and secure
LinQ system installation.

Expandable from
8.5 L to 20 L

Carry handle for easy
transport


Make one with the powder snow

CONQUER THE DEEP SNOW

Break And Chaincase Protectors

MAIN FEATURES

- Prevent your chaincase and under guard brake from getting damaged by rocks or logs.
- Made from lightweight aluminum forging for maximum protection with limited extra weight on the sled.
- Compatible with any skid plate.



Fits On Rev Gen5 and Rev Gen4 (Except Backcountry)

3 different SKUs with different compatibilities.

Your essentials to shield your ride!

CLUB  2026

NEVER FEAR ELEMENTS

Heavy-Duty Air Intake CVT Panel Filter Kit

MAIN FEATURES

- Reinforced HD intake filter, preventing damage from aggressive riding conditions.
- Upgrade kit for riding in extreme conditions.
- Filter prevents water intrusion.
- Additional mounting for more heavy-duty tearing off protection.
- Replacement for stock filter.

**Ski-Doo only*

Heavy-Duty Air Intake Filter Kit

MAIN FEATURES

- Filters prevent water intrusion and snow buildup.
- Designed in 2 parts, one fixed and the other removable.
- Quickly replace the upper filter in the event of damage without tools.
- Replacement for stock filters.

**Introduced in model year 2025*

The best practice is to combine both



SKI-DOO : WHAT'S NEW

IT'S EXPEDITION TIME!

THE BEST BANG FOR YOUR BUCK

THE UNDISPUTED MOUNTAIN SLEDS OF CHOICE

CONNECTIVITY IMPROVEMENTS

RAS RX CONTINUES TO TAKE OVER

MY26 CONNECTIVITY | PRODUCT NEWS

1

10.25" DISPLAY



Embedded Maps Improvements
Simplified Center Gauge Management

2

BRP GO!



Improved Group Riding
Improved Route Creation
Route Modification On The Go

3

VIBE COMM SYSTEM

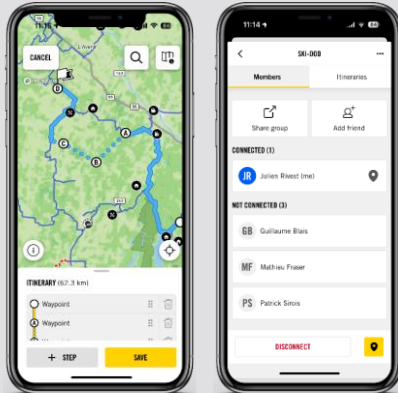


Enhanced Headset Management
Group Mesh

MY26 CONNECTIVITY | BRP GO! & VIBE COMMUNICATION SYSTEM IMPROVEMENTS

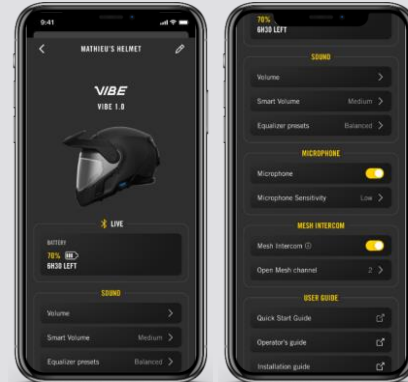
BRP GO! APP

- **Improved route creation**
 - Decide between autorouting (on trail) or manual routing (off-trail)
 - Easily add precise waypoint
- **Route modification on the go**
 - Add new stop during a ride
- **Improved group riding experience**
 - Create and manage groups
 - Easily share position with group members



VIBE COMMUNICATION SYSTEM

- **Enhanced headset management**
 - Sound settings (equalizer, smart volume...)
 - Microphone (mic sensitivity...)
 - Mesh Intercom (channel management...)
 - Firmware updates
- **Private group communication**
 - Available with Vibe devices only



SKI-DOO : WHAT'S NEW

IT'S EXPEDITION TIME!

THE BEST BANG FOR YOUR BUCK

THE UNDISPUTED MOUNTAIN SLEDS OF CHOICE

CONNECTIVITY IMPROVEMENTS

RAS RX CONTINUES TO TAKE OVER

RENEGADE RAS RX



RACE-INSPIRED RAS RX FRONT SUSPENSION

- STABLE AND PREDICTABLE CORNERING
- STEERING PRECISION IN BIG BUMPS



CLUB  2026

North America ski configuration shown

STABLE AND PREDICTABLE CORNERING

- **TALLER RACE-INSPIRED SKI LEG**
- **TILTED SHOCK ANGLE**
- **SWAY BAR LINKAGE POSITION**

- Flatter A-Arms angle
- Raised Roll Center closer to CG

+26 mm

+11 mm

CLUB  2026

North America ski configuration shown



STABLE AND PREDICTABLE CORNERING

- TALLER RACE-INSPIRED SKI LEG
- TILTED SHOCK ANGLE
- SWAY BAR LINKAGE POSITION

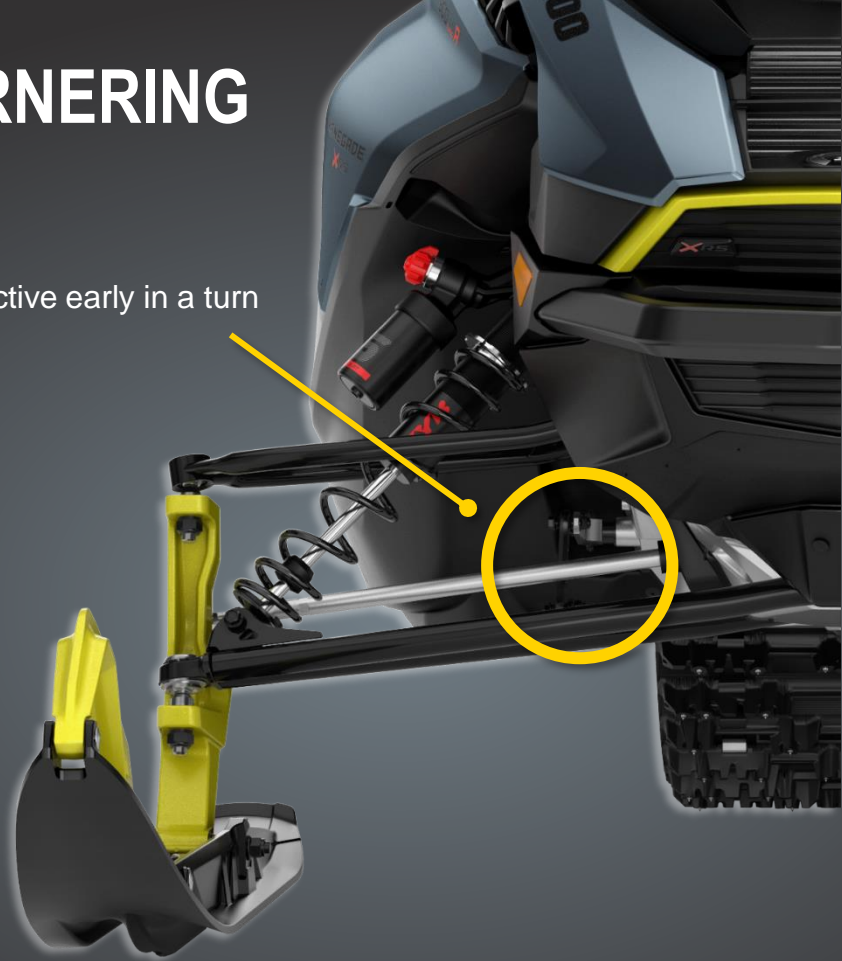
Increased resistance against lateral forces in cornering



STABLE AND PREDICTABLE CORNERING

- TALLER RACE-INSPIRED SKI LEG
- TILTED SHOCK ANGLE
- SWAY BAR LINKAGE POSITION

More effective early in a turn



STABLE AND PREDICTABLE CORNERING

All of this results in...

18%
LESS CHASSIS ROLL



CLUB  2026

CG: Center of gravity
RC: Roll center

STEERING PRECISION

- RENEGADE SPECIFIC TRAIL SPECS
- RENEGADE SPECIFIC STEERING MOTION RATIO



Better feedback to the rider for a more controlled and confident ride with less twitchiness

STEERING PRECISION

- RENEGADE SPECIFIC TRAIL SPECS
- RENEGADE SPECIFIC STEERING MOTION RATIO



The right balance to minimize the effort and rider fatigue

KEEP YOUR EYES AHEAD OF YOU



10.25" Touchscreen Display Relocator

MAIN FEATURES

- Raises the display by 2.5" to improve screen visibility when riding in a sat down position.
- Sliding door design allows access to full opening of the glovebox.
- Reduces hand reach by 1.5" improving access to the touchscreen.
- Doubles glovebox storage capacity for a total of 6 liters.
- Replaces stock storage compartment cover.



Ideal for people looking to have the display mounted higher on the vehicle.

Fits On Rev Gen5 with 10.25" Touchscreen Display (Except Deep Snow)

Retrofit for vehicles with a 10.25" Touchscreen Display.

Boost visibility, reduce reach, and double your glovebox space

BACKCOUNTRY RAS RX



X-RS

RAS RX 43 in / Pilot RX /
Storm and Ice Storm 150 1.5 in

850 E-TEC only




TRAIL-BIASED CONFIGURATION: IMPROVED TRAIL CORNERING STABILITY AND PREDICTABILITY NOW AVAILABLE ON WIDE SKI-STANCE BACKCOUNTRY X-RS PACKAGE

YOUR NEW TRAIL ESSENTIALS




One-Piece Sport Medium Windshield

- Compatible with any set of handguards.
- Medium height - 15" (39 cm).
- Offers additional wind protection with integrated style.
- Featuring a one-piece structure with integrated side deflectors.



LinQ Trail Expandable Bag -17L



- Semi-rigid expandable 8.5 L to 17 L LinQ tunnel bag.
- Compression style bag
- Small mesh pocket to separate smaller items.

CLUB  2026

For an integrated sport style, from front to back

YOUR NEW TRAIL ESSENTIALS

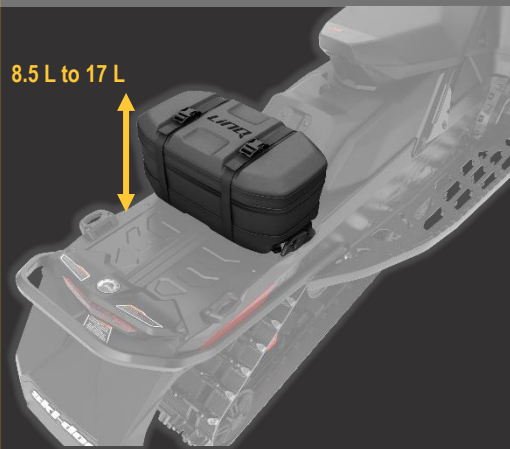


One-Piece Sport Medium Windshield

- Compatible with any set of handguards.
- Medium height - 15" (39 cm).
- Offers additional wind protection with integrated style.
- Featuring a one-piece structure with integrated side deflectors.



LinQ Trail Expandable Bag -17L



- Semi-rigid expandable LinQ tunnel bag.
- Compression style bag
- Small mesh pocket to separate smaller items.

SKI-DOO : WHAT'S NEW

IT'S EXPEDITION TIME! NOW ON REV GEN5

MOST SPORT PACKAGES AND ALL NEOs ON REV GEN5

6.4 KG LIGHTER SUMMIT X AND 32" EXPERT PACKAGE

NEW CONNECTIVITY FUNCTIONALITIES

**RAS RX ON RENEGADE X-RS
& WIDE STANCE AVAILABLE ON BACKCOUNTRY X-RS**

2026 LINEUP COMPLETE REVIEW

TRAIL



Model shown with accessories

2026 MXZ LINEUP

X-RS w/ COMPETITION PKG

850 E-TEC Turbo R w/ Water Injection System
600R E-TEC

REV Gen5 w/ Premium LED

KYB Pro 40 Kashima EA-3 (Turbo R) /
Integral Base Valve (600R) front shocks
KYB Pro 40 EA-3 (Turbo R) / Kashima Integral Base Valve (600R)
center & rear shocks
RAS RX with Pilot RX
137 x 1.25 RipSaw II 2-ply (Turbo R) / 137 x 1.6 Cobra (600R)

7.2" digital (600R E-TEC) / 10.25" touchscreen (Turbo R only)
4-Piston Brake caliper
Adjustable brake lever



Mineral Blue

X-RS

850 E-TEC
600R E-TEC

REV Gen5 w/ Premium LED

KYB Pro 40 EA-3 front shocks
KYB Pro 40 EA-3 center & rear shocks
RAS RX with Pilot RX

129 x 1.5 Ice Ripper XT (600R)
137 x 1.5 in. Ice Ripper XT (850)

7.2" digital (600R) / 10.25" touchscreen (standard with 850)
Smart-Shox (850 E-TEC spring option)
4-Piston Brake caliper
Adjustable brake lever



Mineral Blue

2026 MXZ LINEUP

SPORT

600 EFI

REV Gen5 w/ 2x LED modules

129 x 1.25 in. RipSaw
MC / KYB 36

RAS X with Pilot 5.7

Forward steering column

NEO+

600 EFI – 55 (Neo+)

REV Gen5 w/ 2x LED headlight

Smaller ergonomics
Neo rear suspension
39 in. adjustable ski stance

120x15x1.25 in.
KYB 36 Plus front shocks



Neo Yellow



Neo Yellow / Black

2026 RENEGADE LINEUP

X-RS

900 ACE Turbo R

REV Gen5 w/ Premium LED

137 x 1.5 in. Ice Ripper XT
 KYB Pro 36 EA-3 front shocks
 KYB Pro 40 EA-3 center and rear shocks
RAS RX with Pilot RX

10.25" touchscreen (standard)

Smart-Shox (spring option)
 4-Piston Brake caliper
 Adjustable brake lever
 Heated seat and visor plug



ADRENALINE

900 ACE

REV Gen5 w/ Standard LED

1.25 Ice RipSaw
 KYB 36 Shocks
 RAS X with Pilot RX

4.5" digital



SPORT

600 ACE

REV Gen5 w/ 2x LED headlight

1.25 Ice RipSaw
 MC / KYB 36 Shocks
 RAS X with Pilot DS 2 Skis

4.5" digital



2026 GRAND TOURING LINEUP

SPORT

600 ACE

REV Gen5 w/ 2x LED headlight

4.5" digital display
RAS X / Pilot DS 2 skis
Silent track II



Neo Yellow

CROSSOVER



Model shown with accessories

2026 BACKCOUNTRY LINEUP: IN-SEASON

X-RS

850 E-TEC Turbo R w/ Water Injection System
850 E-TEC

REV Gen5 w/ Premium LED

39 in. and **43 in.** ski stance opt.
146 x 2.0 and 154 x 2.5 (39") / **146 x 1.5 Ice Storm (43")**
10.25" touchscreen (standard)

Adjustable brake lever
KYB Pro 36 EA-3 front shocks
KYB Pro 40 EA-3 center and rear shocks



ADRENALINE

600R E-TEC

REV Gen5 w/ Standard LED

RAS X with Pilot DS 2
146 x 16 x 2.0
4.5" digital display



SPORT

600 EFI

REV Gen5 w/ 2x LED

RAS X with Pilot DS 2
146 x 16 x 2.0
4.5" digital display



2026 EXPEDITION LINEUP: 20- / 24-in. WIDE

SE

900 ACE Turbo R

REV Gen5 w/ Premium LED

uMotion rear suspension

Updated RAS X front suspension

154 x 20 x 1.8 Cobra / 1.5 Ice Crosscut (spring option)

10.25" touchscreen

Modular 135 L cargo box

LE

900 ACE Turbo
900 ACE

REV Gen5 w/ Standard LED

uMotion rear suspension

Updated RAS X front suspension

154 x 20 x 1.5 Crosscut / 24 x 1.5 Silent Cobra SWT

4.5" digital display

XTREME

850 E-TEC
900 ACE Turbo R

REV Gen5 w/ Premium LED

uMotion rear suspension

154 x 20 x 1.8

4.5" digital display



Black

Black
(900 ACE)

Black

Neo Yellow
(900 ACE Turbo)

Scandie Blue
(spring option)

Terra Green (spring only)

2026 EXPEDITION LINEUP: 16-in. WIDE

SPORT

900 ACE
600 ACE (APAC only)

REV Gen5 w/ 2x LED headlight

uMotion rear suspension



Neo Yellow

DEEP SNOW



Model shown with accessories

2026 SUMMIT LINEUP

X w/ EXPERT PACKAGE

850 E-TEC
850 E-TEC Turbo R

REV Gen5 w/ Premium LED
Super-short tunnel and short heat exchanger
Lightweight frame

32 in. ski stance
tMotion XT with adjustable limiter strap
154" / 165" (spring only) PowderMax X-Light 3.0 in.
4.5" digital display / 10.25" touchscreen (standard with Turbo R, spring option with 850)
Twin Link steering system

X

850 E-TEC
850 E-TEC Turbo R

REV Gen5 w/ Premium LED
Super-short tunnel and short heat exchanger
Lightweight frame

Forged Aluminium A-arms, 34 in. ski stance
tMotion X with Coil-over rear shock
PowderMax Ultra-Light 3.0 in.
4.5" digital display / 10.25" touchscreen (standard with Turbo R, spring option with 850)



Monument Grey
(spring option with 850 E-TEC)



Timeless Black



Monument Grey
(spring option with 850 E-TEC)



Timeless Black



Terra Green
(spring option with Turbo R)



Terra Green
(spring option with Turbo R)

2026 SUMMIT LINEUP

ADRENALINE

850 E-TEC
600R E-TEC

REV Gen5 w/ Standard LED

36 in. ski stance
146 / 154 x 2.5 track options



Catalyst Grey

NEO / NEO+

600 EFI – 55 (Neo)
600 EFI – 85 (Neo+)

REV Gen5 w/ 2x LED headlight

Smaller ergonomics
Neo rear suspension
34 in. adjustable ski stance
146 x 14 x 1.6 in. track

Neo+ adds:

+30 HP

15x1.75 in. track
HPG front shocks
Handlebar grab strap
Premium coloration



Neo+:
Neo Yellow / Black



Neo:
Neo Yellow / Catalyst Grey

2026 FREERIDE LINEUP

FREERIDE

850 E-TEC
850 E-TEC Turbo R

REV Gen5 w/ Premium LED
Super-short tunnel (154 only)
Lightweight frame

36 in. ski stance
Precision rack steering system
tMotion XT

15-in. wide track full-width rods
4.5" digital display / 10.25" touchscreen (standard with Turbo R, optional with 850)



Scandie Blue

UTILITY



Model shown with accessories.

2026 SKANDIC LINEUP

LE

900 ACE

REV Gen4

20-in. or 24-in. wide track options



Black

SPORT

600 EFI

REV Gen4

20 in. Utility WT



Neo Yellow

2026 TUNDRA LINEUP

LE

600 EFI
600 ACE

REV Gen4



Black

SPORT (APAC only)

600 ACE

REV Gen4



Neo Yellow

CLUB  **2026**